

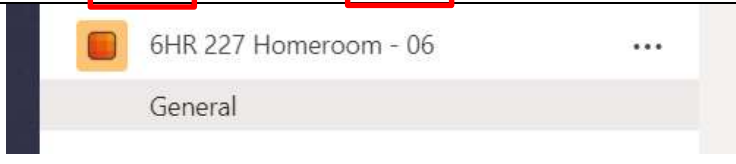
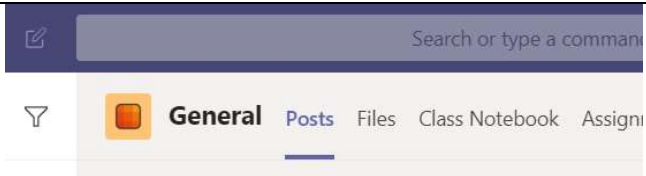
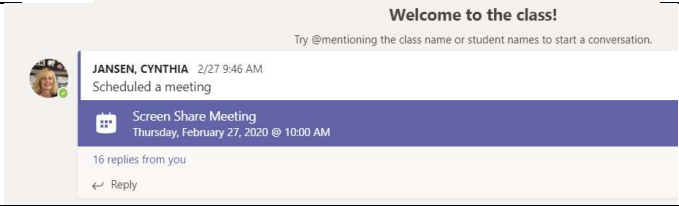
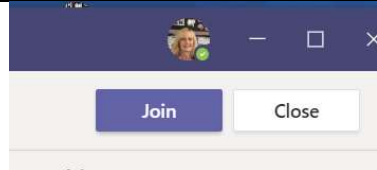
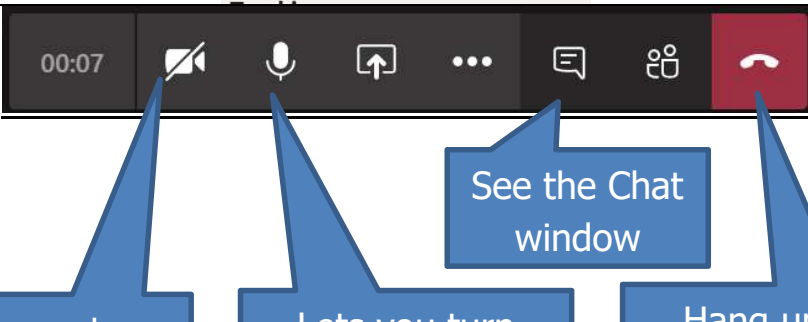




# Joining a Teams Call Scheduled by Your Teacher

<p><b>Logging-In:</b></p> <ul style="list-style-type: none"><li>• Visit <a href="http://www.cbsd.org/365">http://www.cbsd.org/365</a></li><li>• Click on the Orange 365 Box</li><li>• Type in your email and password</li></ul>	
<ul style="list-style-type: none"><li>• Select the Teams App</li><li>• If you do not see Teams in the list of apps, you can click on the arrow for "All Apps"</li></ul>	
<ul style="list-style-type: none"><li>• Go to the Team that your meeting is scheduled in</li><li>• 5HR – Homeroom Team – General Channel –</li></ul>	
<ul style="list-style-type: none"><li>• At the top of the page, select your Posts tab.</li></ul>	
<ul style="list-style-type: none"><li>• In the Posts window you will see the scheduled meeting</li></ul>	
<ul style="list-style-type: none"><li>• In the upper right corner of the Teams page, click on the Join Tab</li></ul>	
<p><b>Things to Remember –</b></p> <p>When you are not talking, make sure that your microphone is muted</p> <p>You're still at school, and there's a record of everything you do and say. Do not say or do anything you wouldn't say in class.</p>	 <p>00:07</p> <p>Let's you turn your camera on and off</p> <p>Let's you turn your microphone on and off</p> <p>See the Chat window</p> <p>Hang up when you're done</p>